



National Farm to School Month

Celebration Toolkit & Resources

October 2023



NATIONAL
FARM to SCHOOL
NETWORK





Table of Contents

3

ABOUT NATIONAL FARM TO SCHOOL MONTH

5

FARM TO SCHOOL MESSAGING TIPS

6

SPREAD THE WORD! SOCIAL MEDIA TEMPLATES & MEDIA PITCHES

11

WAYS TO CELEBRATE

16

FARM TO SCHOOL MONTH RESOURCES

17

ADDITIONAL RESOURCES



**NATIONAL
FARM to
SCHOOL
MONTH**



About National Farm to School Month

October is National Farm to School Month, a time to celebrate the connections happening all over the country between children and local food. From taste tests in the cafeteria and nutrition education activities in the classroom, to farm visits and school garden harvest parties—schools, early care and education sites, farms, communities and organizations in all 50 states, Washington, D.C. and U.S. Territories join in the celebrations.

The National Farm to School Network advocated for the creation of National Farm to School Month by Congress in 2010 and now organizes the annual celebration with hundreds of partner organizations across the country.

National Farm to School Month is a great opportunity to plan a new farm to school activity, organize a special celebration of your current efforts, or initiate a new partnership. Find celebration activities, ideas and resources in this toolkit!

Rooted in Community: Growing Stronger, Together

At the core, farm to school is built for and by communities, with all of us working together to cultivate a better future for us all. Farm to school brings together a community of individuals across sectors, generations, and interests—farmers, parents, students, advocates, teachers, food service workers, and lawmakers—who all share a common vision of an abundant, nourishing, and equitable food system.

This October, our activities will be focused on celebrating achievements, sharing stories of collaboration and community, and highlighting progress toward racial equity in farm to school, so that we can continue to grow stronger, together.



NATIONAL FARM TO SCHOOL MONTH BY THE NUMBERS

- Designated by Congress in 2010
- First celebrated in 2011
- Celebrations in all 50 states, DC and US territories
- 42.8 million kids participating in farm to school activities year-round
- 200+ organizations spread the word about farm to school in October. Sign up to be a partner at

farmtoschool.org/our-network

Get Plugged Into the Network

Become a member of the National Farm to School Network (it's free!). Anyone can join, and as a member you can receive our monthly and/or weekly e-newsletters to be the first to hear of new resources, events, updates, and job postings. Join at farmtoschool.org/join

If you are representing an organization, sign up to be a partner at farmtoschool.org/our-network. You can learn about all of the [benefits of being a partner here](#).

Find and Submit Events

Are you hosting an event or looking for events in your area? Check out [National Farm to School Network's online calendar](#)! You can submit your own event or look at events happening in your area.



About the National Farm to School Network

The National Farm to School Network is an information, advocacy and networking hub for communities working to bring local food sourcing, school gardens and food and agriculture education into schools and early care and education settings.

The National Farm to School Network provides vision, leadership and support at the state, regional and national levels to connect and expand the farm to school movement, which has grown from a handful of schools in the late 1990s to approximately 42,000 schools in all 50 states as of 2014. Our network includes partner organizations in all 50 states, Washington, D.C., and U.S. Territories, thousands of farm to school supporters, a national advisory board and staff. Learn more at farmtoschool.org.



Messaging

WHY FARM TO SCHOOL?

Farm to school is a triple win for kids, farmers and communities.

KIDS WIN Farm to school provides all kids access to nutritious, high-quality, local food so they are ready to learn and grow. Farm to school activities enhance classroom education through hands-on learning related to food, health, agriculture and nutrition.

FARMERS WIN Farm to school can serve as a significant financial opportunity for farmers, fishers, ranchers, food processors and food manufacturers by opening doors to an institutional market worth billions of dollars.

COMMUNITIES WIN Farm to school benefits everyone from students, teachers and administrators to parents and farmers, providing opportunities to build family and community engagement. Buying from local producers creates new jobs and strengthens the local economy.

ADVANCING RACIAL EQUITY THROUGH FARM TO SCHOOL

Farm to school is a strategy that provides opportunities to address racial and social disparities in the existing food system. The three core elements of farm to school offer distinct approaches for advancing racial and social equity:

(1) **Procurement of local and/or culturally-relevant foods** provides access to more nourishing school meals to more than 42 million students and advances income generation and access to land ownership for marginalized food producers.

(2) **School gardens** offer opportunities for students to develop a sense of responsibility and connection to their communities. Through hands-on experience, students foster a deeper understanding of where their food comes from and cultivate a sense of stewardship for the land. Moreover, these green spaces can become hubs for community engagement, forging partnerships that extend beyond the school premises.

(3) **Education about food and farming** is a proven approach for elevating the value of local agriculture and lifting up under-represented stakeholders in the food system. By educating students about the intricacies of farming and food production, farm to school programs empower the next generation with the knowledge and awareness needed to advocate for equitable and sustainable food systems.

Learn more about our commitment to advancing racial and social equity in farm to school and find resources to dig deeper into this topic at farmtoschool.org/equity.

Spread the Word!

Sharing your farm to school story is an important strategy for growing awareness and building support for the farm to school movement. With lots of activities and celebrations happening during National Farm to School Month, October is a prime time to spread the word about how farm to school is a win for kids, farmers and communities. Be sure to include farm to school messages in a variety of communications—social media, newsletter, website, blog, school meal menus, school mobile apps, etc.—so everyone in your community can learn about farm to school.

SOCIAL MEDIA

Use the hashtags **#F2SMonth** and **#farmtoschool** in all of your social media messages so they reach a wider farm to school audience. Tag NFSN **@farmtoschool** so that we can also reshare your content! Consider tagging your local media outlets and/or local politicians so they can learn about your farm to school successes. Find post templates and learn more about media pitches on the next page.



CONNECT WITH US!

Connect with the National Farm to School Network, and let us help you share your story! Be sure to tag us in your social media posts or send us a note about your farm to school celebrations.



Instagram

[@farmtoschool](#)

[Share Our Post](#)



Facebook

[@NationalFarmtoSchoolNetwork](#)

[Share Our Post](#)



LinkedIn

[@NationalFarmtoSchoolNetwork](#)

[Share Our Post](#)



X
(Twitter)

[@FarmtoSchool](#)

[Share Our Post](#)

Spread the Word!

READY - TO - GO POSTS

Click for ready-to-go social media graphics

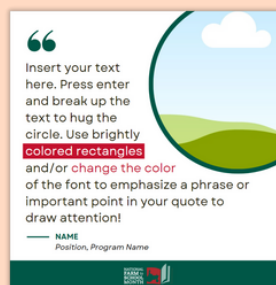
Sample social media captions:

- We're celebrating #F2SMonth by [INSERT ACTIVITY]! How are you celebrating this October? Learn more & find ways to get involved at farmtoschool.org
- Join us in celebrating Farm to School Month this October! This year, we're "Rooted in Community: Growing Stronger, Together." Let's cultivate a just food system for all through farm-to-school. Learn more at farmtoschool.org #F2SMonth
- Kids + real food from local farms = a nourished mind, body and community! Join us in celebrating National #FarmtoSchool Month this October. Learn more at farmtoschool.org
- Growing school gardens exposes children to local food early in life, encouraging healthier diets, hands-on learning, and vibrant communities! Join us in celebrating #farmtoschool this October by visiting farmtoschool.org #F2SMonth
- Farm to school connects farmers, parents, students, and advocates in a shared mission. Together, we're creating an abundant, nourishing, and equitable food system. Join us this October to celebrate our community-driven efforts. #FarmtoSchool

CUSTOMIZABLE GRAPHICS

Click for customizable Canva design templates

We want to learn more about you and your community's efforts in the farm to school movement! [Customize one of these designs](#) with your own text or photos and tag us so we can boost your message.



WANT TO SHOUT OUT OR QUOTE A FARM TO SCHOOL MONTH CHAMPION?

Do you know someone who has been essential in advocating for farm to school initiatives? Shout out your Farm to School Month Champions by [customizing one of these templates](#) with your own photos, text, and/or quotes.



Spread the Word!

NEWSLETTERS, BLOGS & MORE

Below we have provided a short paragraph about National Farm to School Month that can be shared in general communications, including newsletters, blogs, websites, and mobile apps. Customize this language by adding information about how you're celebrating Farm to School Month and how people can learn more and/or join you.

CELEBRATE NATIONAL FARM TO SCHOOL MONTH

October is National Farm to School Month, a time to celebrate connections happening all over the country between schools, food and local farmers! This year, we're Rooted in Community: Growing Stronger, Together. Farm to school enriches the connection communities have with fresh, nourishing food and local food producers by enhancing food purchasing and education practices at schools and early care and education sites. It brings together all of us who share a vision of an abundant and equitable food system. This October, we're celebrating farm to school by **[INSERT ACTIVITY]**. Learn more about farm to school and find ways to get involved by visiting the National Farm to School Network's website at farmtoschoolmonth.org.



Spread the Word!

MEDIA PITCHES

Press releases are a great way to share your story, although it might take a little extra effort to get the attention of an editor or reporter. Having a great pitch or angle always helps make your story more unique and allows the editor to better visualize the final product. **We have provided a sample press release on the next page.**

Here are some suggested pitches for Farm to School Month activities:

- Follow the food: Invite news crews to follow your local foods from the farm or the producer all the way to the cafeteria.
- Schedule a field trip to a farm, farmers market, fishery or any of the sites that are part of your farm to school program and invite the news media to follow along.
- Kids' views: Invite a news outlet – radio / TV / print – to talk to kids about where their food comes from. Kids can be unpredictable, but they could be balanced out by interviews with school nutrition directors, teachers, the principal, etc.
- Invite an elected official to school lunch, and invite the media to cover it. This is a great time to build support for farm to school among key decision-makers with media coverage.
- Op-ed: Have a teacher or school nutrition director write about the changes they have seen in the classroom/cafeteria since the farm to school program started.
- Harvest parties are a great way to celebrate your school garden's fall harvest. Invite media to join as students harvest the produce they've worked to grow all spring and summer.

TIPS FOR WORKING WITH MEDIA PROFESSIONALS

- Make your pitch easy. Develop a clear story idea, highlight the visual opportunities, offer sources and interview connections.
- Make your pitch news. Explain that October is National Farm to School Month and mention recent farm to school reports or statistics from your state that demonstrate local relevancy. A great resource for local statistics is the [USDA Farm to School Census website](#).
- Keep it short. Focusing on one story idea makes it easier for the media to say yes. Include just enough detail and context to spark interest.
- If you don't have a media list already, do an online search to find the news media, reporters, or bloggers who have covered local food, schools, the environment, agriculture, food and food-related businesses in your area. Email your press release to your media list. Emphasize the local angle and timeliness in your headline.
- Keep in mind that children will need permission slips before being photographed. It might be necessary to set up a small photo-op with students who have the proper forms.

Sample Press Release

For Immediate Release—[MONTH, DAY, YEAR]

[LOGO]

Media contact:

[NAME]

[EMAIL]

[PHONE]

[ACTIVITY] celebrates fresh, nourishing foods with kids at [YOUR SCHOOL] on [DAY]

[ACTIVITY] spotlights local success of thriving national farm to school movement

[ACTIVITY] will happen at [YOUR SCHOOL] on [DAY] as part of National Farm to School Month celebrations taking place across the country. In 2010, Congress declared October National Farm to School Month, recognizing the important role farm to school plays in promoting well-being among children and strong local economies.

["QUOTE ABOUT CONNECTING KIDS WITH PEOPLE WHO GROW THEIR FOOD OR OTHER BENEFITS OF FARM TO SCHOOL," said FOOD SERVICE DIRECTOR / PRINCIPAL / OTHER.]

[PARAGRAPH WITH SUCCINCT DETAILS ABOUT LOCAL PROGRAM: FARMS AND SCHOOLS PARTICIPATING, TYPES OF LOCAL FOOD IN SCHOOLS, DATE/TIME OF CELEBRATORY EVENT, INVOLVED ORGANIZATIONS]

Over the past decade, the farm to school movement has exploded across the United States, reaching millions of students in all 50 states, Washington, D.C. and U.S. Territories. From school gardens and farm field trips to local food on cafeteria trays, farm to school practices help children learn about where food comes from and make healthier choices while also creating new markets for local and regional farmers.

"Farm to school is an important tool in creating a just food system that provides nourishing food to all kids," said Jessica Gudmundson, Co-Executive Director of the National Farm to School Network. "There are important economic benefits, as well. In the most recent USDA Farm to School Census, schools reported purchasing \$1.26 billion in local food from farmers, ranchers, fishermen and food processors in their communities."

National Farm to School Network has representatives in every state to help connect schools with local farmers and producers. For more information about farm to school in [YOUR STATE], contact [NAME] at [EMAIL] or [PHONE]. Learn more about the farm to school movement at farmtoschool.org.

#

Ways to Celebrate

EARLY CARE AND EDUCATION (ECE) SITES & STAKEHOLDERS

- Serve local food for a healthy snack. Make a CACFP reimbursable snack by combining two local food components, like apples from your local farmer and yogurt from your local dairy.
- Start a harvest of the month program in your classroom. [Check out our ECE Resources Directory to get started.](#)
- Read a new book that celebrates your students' cultures and backgrounds—this list of [Children's Books About Diversity and Food](#) is a great place to start!
- Visit a farm, orchard or pumpkin patch with your students. If you can't get to the farm, ask the farmer to come to your classroom for a visit.
- Plant seeds and watch them grow!
- Sing the plants part song with your students (to the tune of Head, Shoulders, Knees, and Toes): "Roots, Stem, Leaves and Flowers, Leaves and Flowers (Repeat) / Flowers grow to Fruits then drop their Seeds / Root, Stem, Leaves and Flowers, Leaves and Flowers."
- Invite parents to a Farm to School Month feast, highlighting local foods and recipes and farm to school themed artwork created by the children.
- Use a pumpkin or squash to highlight math concepts by measuring its weight, height and circumference and counting the seeds inside.
- Ask children and families to share their family food traditions and favorite recipes to create a class cookbook.

FAMILIES

- Read a book about food, farming or cooking together. If you have young children, this list of [Children's Books About Diversity and Food](#) is a great place to start!
- Whether it's a container garden inside, a raised bed in the backyard, or a plot at a community garden, get out and garden as a family.
- Visit a farmers market or locally owned co-op. Many markets and grocery stores have double up food dollar programs for families who purchase local produce using SNAP.
- Visit a farm, orchard, or pumpkin patch. Invite neighbors to join you!
- Cook and enjoy a family meal together, incorporating local foods.
- Share family recipes. Have your child/grandchild copy down a family recipe or cook a meal that you enjoyed when you were their age.
- Talk with your students' teachers, school administrator, or school food service staff about farm to school programs. Ask how you can be supportive.

Ways to Celebrate

FARMERS & PRODUCERS

- Host a tour of your farm for students or visit a classroom to talk about your farming operation.
- Meet a school food service director and start to build a working relationship. Ask questions: what local foods would schools be interested in purchasing?
- Work with your school to create a “farmer trading card.” Include your picture and some farm stats (what you grow, how many acres, farm animals, etc.) so students can get to know who grew their food.
- Explore growing foods that are culturally relevant to the school communities you serve.
- Share Farm to School Month materials like stickers and bookmarks at your farmers market booth. Free downloads are available at farmtoschoolmonth.org.

OUT OF SCHOOL & AFTER SCHOOL PROVIDERS

- Introduce new foods and healthy recipes during snack time. Better yet, invite students to help you prepare the snack and learn food prep skills.
- Use arts and crafts such as coloring, painting, cutting and pasting or other creative projects to reinforce excitement for fruits and vegetables. You can download our free Farm to School Month coloring page at farmtoschoolmonth.org.
- Read books together about food, nutrition or agriculture. Check your school or local library to see what's available.
- Get moving with physical activity games. Try a relay race to collect fruits and vegetables and sort them by color.
- Role model for students by participating in healthy snack time and physical activity games.

SCHOOL FOOD SERVICE

- Connect with a local farmer and work to build a positive relationship. Reach out to an [NFSN partner in your state](https://nfsn.org) if you need help making your first connection.
- Conduct a taste test of a new food or recipe.
- Invite a classroom at your school to take a field trip through the school kitchen.
- Try new recipes that are culturally appropriate and relevant to the communities you serve.
- Add a salad bar or try a new, local item on the salad bar. Consider a flavor station.
- Consider a seasonally cycling menu that would allow you to scale up/down local food as it is available.
- Invite a farmer or food producer to eat with students in the lunchroom.

Ways to Celebrate

SCHOOL ADMINISTRATION & OTHER SCHOOL STAFF

- Focus in-service training time on a farm to school topic, such as teaching core curriculum with hand-on lessons in a garden classroom or edible education.
- Propose adding farm to school or local purchasing policies to your District Wellness Policy.
- Educate yourself & others on the positive benefits of hands-on learning in school gardens. Check out our [Getting Started resources](#) to help.
- Eat in the cafeteria with the students.
- Sign-up for the National Farm to School Network e-newsletter to stay in the loop on the latest farm to school news, research, resources and opportunities. Sign up at farmtoschool.org/join
- Role model healthful behavior in your office, classroom, or school building.
- School nurses, librarians, and administrative support staff can all champion farm to school efforts. Librarians can feature food systems literature during October's Farm to School Month, and school nurses can support farm to school as a tool for growing healthier students.

STUDENTS

- Get involved and advocate. Attend a District Wellness Committee Meeting, PTO, or School Board Meeting and let the representatives know why farm to school is important to you.
- Be respectful of everyone in the school cafeteria. If someone is eating a food you do not recognize and have never tried before, politely ask them about that food.
- Celebrate school food service workers by telling them "Thank you!" every day. Politely give feedback to cafeteria workers on local food items.
- Turn your thumbs green. Join a school or community garden club.
- Be brave and try new things. If your cafeteria is hosting a taste test or your classroom is harvesting garden produce, take a brave first bite.
- Learn about local farmers by going to a farmers market. Ask the farmers about where and how they grow food.
- Take time to be mindful in a school or community garden. Observe the plants that grow and take a break by using all five of your senses to enjoy the natural world around you.
- Ask your teacher or food service staff about food waste in your school. What could your school do to decrease food waste? (compost, food waste audit, education and outreach to the school community)

Ways to Celebrate

TEACHERS & SCHOOL SUPPORT STAFF

- Teach a math, science, or literacy lesson in an outdoor classroom. Find farm to school curriculum resources at farmtoschool.org/resources.
- Commit to serving on a school garden committee, district wellness committee, or any other group that champions farm to school.
- Create and cook a snack recipe with your students.
- Plan a field trip to a local farm, farmers market or food hub.
- Invite a farmer to visit your classroom.
- Make time for your students to practice their literacy while cultivating gratitude by writing "Thank You" notes to the school food service team and/or local farmers.
- Make a bulletin board celebrating farmers and local food.
- If you have a middle or high school FFA program, consider creating a cross-age teaching program that allows the middle and/or high school students to teach farm to school lessons to the younger grades.

EVERYONE

- Let teachers, paraeducators, food service workers, school groundskeepers, and administration know that you appreciate their dedication to farm to school programs as a way to support healthy kids, communities, and farmers.
- Make a [community asset map](#) to assess organizations with relevant resources. Consider connecting organizations to each other or to existing farm to school programs.
- Participate in a school or community garden clean-up or planting day.
- Read your school district's wellness policy and look for specific policies to support farm to school programming.
- Talk to your local and state representatives about how farm to school programs are a win for kids, farmers and families in your communities. Through advocacy and education, you help shape farm to school policy.
- Connect your local librarians to farm to school programming. Many local libraries have community gardens on their property or even just a single raised bed for story time. Urban libraries can consider vertical gardens or tower garden systems.
- Call your county Extension office to connect their resources to farm to school efforts in your community. Master Gardeners may already be supporting school or community gardens in your area.

This list is just a start—there are thousands of small actions you can take to get information, get inspired, and get involved with farm to school in your community during National Farm to School Month!

STATE CELEBRATIONS

Many states celebrate National Farm to School Month with special farm to school events, providing more great opportunities to get involved this October. States including Maryland, New Jersey, New Mexico and Virginia organize statewide Farm to School Weeks. Iowa, Massachusetts, North Dakota and Washington choose a specific day to celebrate farm to school with a Local Food Day. The Great Lakes region (Illinois, Indiana, Michigan, Minnesota, Ohio and Wisconsin), Montana, North Carolina and other states celebrate farm to school by taking a big bite out of local apples with a synchronized, statewide CRUNCH. Find out how your state celebrates and learn how you can get involved by exploring our National Farm to School Month Events Calendar at www.farmtoschoolmonth.org#events

Calendar of Events

Farm to School Month is celebrated in communities across the country! Explore the calendar below to learn what's happening in your community. Additional events will be added throughout October—submit your own events using the button below! Don't see anything for your state? [Click here](#) to connect with your State Partners to learn about opportunities in your area to get involved.

< 09/13/23 >

Submit Event


Subscribe

Pinboard

Agenda

Monthly

Events from Sep 13th




Small Bites Adventure Club RAINBOW WRAPS

Tue Sep 12th 9:00am - Tue Oct 31st 9:00am

Free Resources for Teachers: October Farm to School Month

FREE Teacher Resources for October Farm to School Month Calling all Pre-K - 2nd Grade teachers! Small Bites Adventure Club and American ...




Louisiana Farm to School Challenge and Great Louisiana Satsuma Peel

Sun Oct 1st - Wed Nov 1st

Louisiana Farm to School Challenge and Great Satsuma Peel

We want YOU to celebrate National Farm to School Month with us! Show that you value healthy children, local food producers, and your ...



CRUNCH IT Munch It

CA Crunch Week: October 2nd - 6th, 2023

Join schools, hospitals and businesses across the state as they take a bite out of locally grown fruits and vegetables to celebrate local farmers and healthy eating.

Register your Crunch-It activity and receive:

- Free "Crunch-It Munch It" stickers mailed to you to place in student meal boxes
- a CA Crunch Guide with tips and procurement resources to organize a Crunch event, and
- links to CA Crunch educational videos that fulfill Supplemental Educational Requirements for students to view remotely or in classrooms.

www.caff.org/crunch2023


CAFF
CALIFORNIA AGRICULTURE FOUNDATION
WITH FAMILY PARTNERS

Mon Oct 2nd - Fri 6th

2023 California Crunch

Join hundreds of schools across California, in small towns and big cities, from San Diego to Humboldt, as we take one big collective bite ...

National-Farm-to-School-Month




GROWING & EATING PEPPERS WITH KIDS

FREE WEBINAR OCT 5

Thu Oct 5th 3:00pm - 3:30pm


Webinar: Growing & Eating Peppers with Kids

Whether you are new to gardening or you want to share your expertise, Wyld Center's Farm to School Webinar Series is designed to connect ...




GROWING NEW CONNECTIONS
2023 Louisiana Farm to School Conference

Wed Oct 11th 8:00am - 5:00pm



North Carolina CRUNCH



NATIONAL FARM to SCHOOL

Farm to School Month Resources

The National Farm to School Network has developed resources and activities to promote Farm to School Month in schools, early care and education settings, communities and media outlets. **All of these resources and more can be downloaded for FREE at farmtoschoolmonth.org.**

- [About National Farm to School Month Fact Sheet](#) - This two-page fact sheet provides a general overview of National Farm to School Month. A great resource to send home to families, display in the cafeteria, or have available at Farm to School Month events.
- [Posters](#) - Posters are available in two standard print sizes (8.5 x11 and 12 x 18). Use these posters in your cafeteria, classroom, office, or your farm.
- [Stickers](#) - Get kids excited to try new foods with the incentive of a sticker! Several designs are available, including *I Ate A Local Food Today*, *I Tried A New Food* and *National Farm to School Month*.
- [Bookmarks](#) - Can be customized by adding information about local Farm to School Month events to the backside.
- [Coloring Pages](#) - Encourage creativity and artistic expression during National Farm to School Month!
- [Google Slide Deck Template](#)
- [Zoom Backgrounds](#)
- [“Save the Date” Postcards](#) - Share these postcards to spread the word about upcoming celebrations. Includes simple activity ideas and QR codes for finding more resources and materials.
- [Sample Farm to School Month Government Resolutions](#) - Resolutions and proclamations recognizing Farm to School Month are a great way to build awareness and support amongst state and local policymakers, particularly in areas where passing more comprehensive financial support for farm to school/ECE programs is challenging. Use these examples to encourage your state government to recognize October as Farm to School Month.
- [How to Host a Crunch Event Infographic](#) - One way that many states and regions come together each year is by hosting “crunch” events. By encouraging schools throughout a state and region to crunch into a local food on a specific day during the month of October, crunch events create a unifying experience and a sense of camaraderie amongst farm to school month celebrators.



Additional Resources

Advocacy Resources

[Advocating for Farm to School: How to Host Site Visits](#) - Showcasing your farm to school program in person is one of the most impactful ways to advocate for farm to school.

[Site Visit Webinar Recording](#) - Inviting Members of Congress, as well as state and local elected officials, to visit school cafeterias, gardens and food-related educational programs help them understand the value and impact of farm to school firsthand. These resources offer step-by-step guidance for organizing site visits—during National Farm to School Month, or any other time of year!

[How to Meet your Legislator: Message Template and Best Practices](#) - In-person meetings or hosting legislators at site visits provides a tangible and firsthand experience for lawmakers to witness the positive impact of farm-to-school programs and builds relationships that can drive meaningful policy change.

[How to Communicate the Benefits of Values-Aligned Universal Meals](#) - What are the best ways to communicate how our shared values can create healthy school meals for all kids and advocate for the policies to do that? We answered these questions by conducting a series of message and narrative testing with various audiences.

Other Resources

[Farm to Early Care and Education Resource Directory](#)

[Getting Started with Farm to School: Resource Directory](#)

[National Farm to School Network YouTube Channel](#)

[USDA's 2023 Farm to School Census Resources](#)

Looking for more resources, materials or activity ideas? Our resource database is home to hundreds of farm to school resources and includes searchable tags for Farm to School Month, as well as topics like farm to early care and education, school gardens, and procurement. Explore more at [**farmtoschool.org/resources**](https://farmtoschool.org/resources).

Questions or comments?

Contact

[**communications@farmtoschool.org**](mailto:communications@farmtoschool.org)

Stay in the loop and [join](#) our network!

This resource was written and designed by

Jillian Muñoz

NFSN Communications Intern

Jiyeon Chon

NFSN Communications Manager

Hand-painted art assets created by

Rachel Y. Chung



Special thanks to our 2023 National Farm to School Month Sponsors!



Shelburne Farms
**Institute for
Sustainable
Schools**

